

Year 2 Homework Grid

Term 5


Our exciting new term is based around our **History unit: The Great Fire of London**

Below is a list of possible homework ideas you are invited to create with your child over the next term. We would expect at least **4 pieces of homework to be completed each term**. There will be an opportunity each Friday for your child to share any work they have produced in class.

Day out idea... Pudding Lane – London

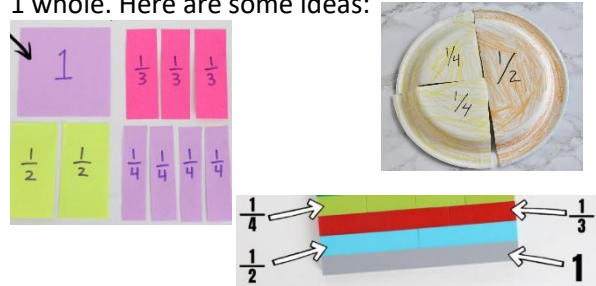


Read **The Baker's Boy and The Great Fire of London**.



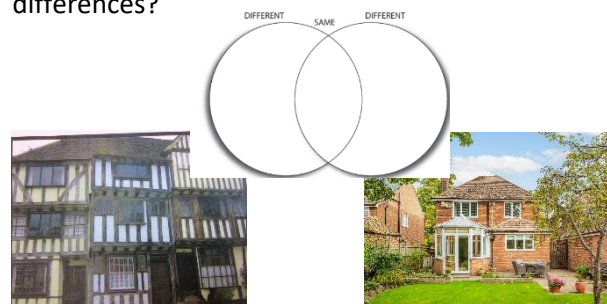
Maths

How can you represent the following fractions in a creative way... $\frac{1}{2}$, $\frac{1}{4}$, $\frac{2}{4}$, $\frac{3}{4}$, $\frac{1}{3}$, $\frac{2}{3}$ and 1 whole. Here are some ideas:



History

Create a Venn diagram and compare a house from 1666 to your house. What are the similarities and differences?



Mental Health and Well-Being Task



Let's talk about it!

Talk to your grown up on your walk home from school about your day.

- What was your favourite subject today?
- What was something that made you laugh today?
- What were you worried about today?

Research

Go to your local library and research 10 facts about The Great Fire of London.



Writing

Write a letter to Thomas Farriner telling him how to stop the fire from happening again!



Science

Go on a plant hunt walk! Use the app 'PictureThis – Plant Identifier' to record the different types of plants you find on your journey.



D.T

Make a model of a house from 1666.



Art

Create or reproduce a picture depicting a scene during the great fire including houses, smoke and flames. You could draw, paint, collage, chalk, use a computer paint package or make a shoebox model.



Health and Well-Being

Design an information poster to promote fire safety. Perhaps create a catchy slogan or advert to help people remember what to do in a fire.

