

Day out idea...
Pudding Lane – London




Year 2 Homework Grid

Term 5

Our exciting new term is based around our **History unit: The Great Fire of London**

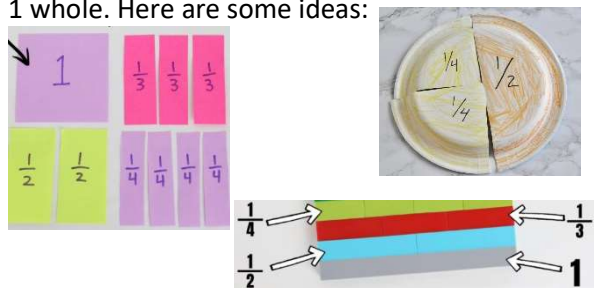
Below is a list of possible homework ideas you are invited to create with your child over the next term. We would expect at least **4 pieces of homework to be completed each term**. There will be an opportunity each Friday for your child to share any work they have produced in class.

Read The Bakers Boy and The Great Fire of London.



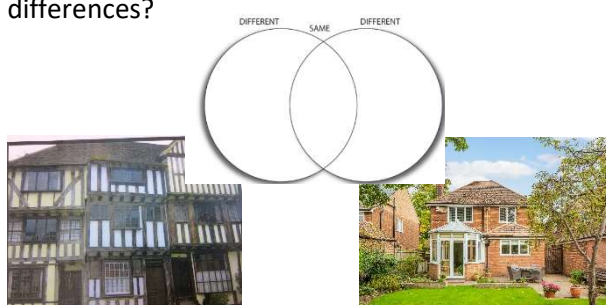
Maths

How can you represent the following fractions in a creative way... $\frac{1}{2}$, $\frac{1}{4}$, $\frac{2}{4}$, $\frac{3}{4}$, $\frac{1}{3}$, $\frac{2}{3}$ and 1 whole. Here are some ideas:



History

Create a venn diagram and compare a house from 1666 to your house. What are the similarities and differences?



Mental Health and Well-Being Task




Let's talk about it!

Talk to your grown up on your walk home from school about your day.

- What was your favourite subject today?
- What was something that made you laugh today?
- What were you worried about today?

Research

Go to your local library and research 10 facts about The Great Fire of London.




Writing

Write a letter to Thomas Farriner telling him how to stop the fire from happening again!



Science

Go on a plant hunt walk! Use the app 'PictureThis – Plant Identifier' to record the different types of plants you find on your journey.



D.T

Make a model of a house from 1666.



Art

Create or reproduce a picture depicting a scene during the great fire including houses, smoke and flames. You could draw, paint, collage, chalk, use a computer paint package or make a shoebox model.



Health and Well-Being

Design an information poster to promote fire safety. Perhaps create a catchy slogan or advert to help people remember what to do in a fire.

